


Introductory sub-table (I)(a)			
Name of the Company : Kaya Limited			
Scrip Code: (on BSE) / (on NSE)			
Quarter ended : 07.08.2015			
Partly paid-up shares:-	No. of partly paid-up shares	As a % of total no. of partly paid-up shares	As a % of total no. of shares of the company
Held by Promoter / Promoter Group	NIL	Not Applicable	Not Applicable
Held by public	NIL	Not Applicable	Not Applicable
Total			
Outstanding convertible securities:-	No. of outstanding securities	As a % of total No. of outstanding convertible securities	As a % of total no. of shares of the company, assuming full conversion of the convertible securities
Held by Promoter / Promoter Group	NIL	Not Applicable	Not Applicable
Held by public	NIL	Not Applicable	Not Applicable
Total			
Warrants:-	No. of warrants	As a % of total no. of warrants	As a % of total no. of shares of the company, assuming full conversion of warrants
Held by Promoter / Promoter Group	NIL	Not Applicable	Not Applicable
Held by public	NIL	Not Applicable	Not Applicable
Total			
Total paid-up capital of the company assuming full conversion of warrants and convertible securities	12897100		




Statement Showing Shareholding Pattern
Table (I)(a)

Category Code (I)	Category of shareholder (II)	Number of shareholders (III)	Total number of shares (IV)	Number of shares held in dematerialised form (V)	Total shareholding as a percentage of total number of shares		Shares pledged or otherwise encumbered	
					As a percentage of (A+B) (VI)	As a percentage of (A+B+C) (VII)	Number of shares (VIII)	As a percentage (IX) = (VIII)/(IV)*100
(A)	Promoter and Promoter Group							
1	Indian							
(a)	Individuals/Hindu Undivided Family	25	7634484	7634484	59.20	59.20	0	0
(b)	Central Government/State Government(s)	0	0	0	0	0	0	0
(c)	Bodies Corporate	2	176440	176440	1.37	1.37	0	0
(d)	Financial Institutions / Banks	0	0	0	0	0	0	0
(e)	Any Other (Specify)	0	0	0	0	0	0	0
	Sub Total (A)(1)	27	7810924	7810924	60.56	60.56	0.00	0.00
2	Foreign							
(a)	Individuals (Non-Resident Individuals/Foreign Individuals)	1	18000	18000	0	0	0	0
(b)	Bodies Corporate	0	0	0	0	0	0	0
(c)	Institutions	0	0	0	0	0	0	0
(d)	Qualified Foreign Investors	0	0	0	0	0	0	0
(e)	Any Other (specify)	0	0	0	0	0	0	0
	Sub Total (A)(2)	1	18000	18000	0	0	0	0
	Total Shareholding of Promoter and Promoter Group (A)=(A)(1)+(A)(2)	28	7828924	7828924	60.70	60.70	0.00	0.00
(B)	Public shareholding							
1	Institutions							
(a)	Mutual Funds/UTI	7	468012	468012	3.63	3.63	0	0
(b)	Financial Institutions / Banks	3	4122	4122	0	0	0	0
(c)	Central Government/State Government(s)	0	0	0	0	0	0	0
(d)	Venture Capital Funds	0	0	0	0	0	0	0
(e)	Insurance Companies	7	106643	106643	0.83	0.83	0	0
(f)	Foreign Institutional Investors	45	812547	812447	6.30	6.30	0	0
(g)	Foreign Venture Capital Investors	0	0	0	0.00	0.00	0	0
(h)	Qualified Foreign Investors	0	0	0	0.00	0.00	0	0
(i)	Any Other (specify)	0	0	0	0	0	0	0
	Sub Total (B)(1)	62	1391324	1391224	10.79	10.79	0.00	0.00
2	Non-institutions							
(a)	Bodies Corporate	628	728454	727614	5.65	5.65	0	0
(b) (i)	Individuals - shareholders holding nominal share capital up to Rs 1 Lakh	28500	1933231	1910722	14.99	14.99	0	0
(ii)	Individual shareholders holding nominal share capital in excess of Rs. 1 Lakh	28	765857	765857	5.94	5.94	0	0
(c)	Qualified Foreign Investors	0	0	0	0.00	0.00	0	0
(d)	Any Other							
1	NRI	775	160908	160902	1.25	1.25	0	0
2	Clearing Member	131	73222	73222	0.57	0.57	0	0
3	Trusts	3	2400	2400	0.02	0.02	0	0
4	Foreign Portfolio Investor (Corporate)	3	12780	12780	0.10	0.10	0	0
	Sub Total (B)(2)	30068	3676852	3653497	29	28.51	0.00	0.00
	Total Public Shareholding Public Group (B)=(B)(1)+(B)(2)	30130	5068176	5044721	39.30	39.30	0.00	0.00
	Total (A)+(B)	30158	12897100	12873645	100.00	100.00	0.00	0.00
(C)	Shares held by custodians and against which Depository Receipts have been issued							
i	Promoter and Promoter group	0	0	0	0	0	0	0
ii	Public	0	0	0	0	0	0	0
	Sub Total (C)	0	0	0	0	0	0	0
	GRAND TOTAL (A)+(B)+(C)	30158	12897100	12873645	100.00	100.00	0.00	0.00





(I)(b) Statement showing holding of securities (Including shares, warrants, convertible securities) of persons belonging to the category "Promoter and Promoter Group"

Sr. No.	Name of the shareholder	Details of Shares held		Encumbered shares			Details of warrants		Details of convertible securities		Total shares (Including underlying shares assuming full conversion of warrants and convertible securities) as a % of diluted share capital
		Number of shares held	As a % of grand total (A)+(B)+(C)	No.	As a percentage	As a % of grand total (A)+(B)+(C) of sub-clause (I)(a)	Number of warrants held	As a % total number of warrants of the same class	Number of convertible securities held	As a % total number of convertible securities of the same class	
(I)	(II)	(III)	(IV)	(V)	(VI)=(V)/(III)*100	(VII)	(VIII)	(IX)	(X)	(XI)	(XII)
1	HARSH C MARIWALA WITH KISHORE V MARIWALA FOR VALENTINE FAMILY TRUST AAATV300BK	1467520	11.38	0	0	0	0	0	0	0	11.38
2	HARSH C MARIWALA WITH KISHORE V MARIWALA FOR AQUARIUS FAMILY TRUST AAATA5991Q	1467520	11.38	0	0	0	0	0	0	0	11.38
3	HARSH C MARIWALA WITH KISHORE V MARIWALA FOR TAURUS FAMILY TRUST AAATT4813C	1467520	11.38	0	0	0	0	0	0	0	11.38
4	HARSH C MARIWALA WITH KISHORE V MARIWALA FOR GEMINI FAMILY TRUST AAATG3329A	1467520	11.38	0	0	0	0	0	0	0	11.38
5	RAJVI H MARIWALA ADKPM6754G	262000	2.03	0	0	0	0	0	0	0	2.03
6	RISHABH H MARIWALA AHLPM4852G	262000	2.03	0	0	0	0	0	0	0	2.03
7	ARCHANA H MARIWALA ALEPM6369H	246000	1.91	0	0	0	0	0	0	0	1.91
8	HARSH C MARIWALA AADPM6929R	285092	2.21	0	0	0	0	0	0	0	2.21
9	ARCTIC INVESTMENT AND TRADING COMPANY PRIVATE LIMITED	175700	1.36	0	0	0	0	0	0	0	1.36
10	RAVINDRA KISHORE MARIWALA AADPM3839J	131864	1.02	0	0	0	0	0	0	0	1.02
11	HARSHRAJ C MARIWALA (HUF) AAAHH3679G	122400	0.95	0	0	0	0	0	0	0	0.95
12	PAULA R MARIWALA AATPM2027Q	74182	0.58	0	0	0	0	0	0	0	0.58
13	ANJALI R MARIWALA AAGPM3825K	74182	0.58	0	0	0	0	0	0	0	0.58
14	RAJEN K MARIWALA AADPM3840R	67364	0.52	0	0	0	0	0	0	0	0.52
15	HEMA K MARIWALA AADPM3200F	48370	0.38	0	0	0	0	0	0	0	0.38
16	KISHORE V MARIWALA AADPM3838K	53369	0.41	0	0	0	0	0	0	0	0.41
17	HEMA K MARIWALA AADPM3200F	29952	0.23	0	0	0	0	0	0	0	0.23
18	RAVINDRA.K.MARIWALA AADPM3839J	18982	0.15	0	0	0	0	0	0	0	0.15
19	PALLAVI C JAIKISHEN AAGPP2207C	18320	0.14	0	0	0	0	0	0	0	0.14
20	MALIKA CHIRAYU AMIN ABMPA5730G	18000	0.14	0	0	0	0	0	0	0	0.14
21	PREETI GAUTAM SHAH ANAPS7411E	18000	0.14	0	0	0	0	0	0	0	0.14
22	RAJEN K MARIWALA AADPM3840R	52179	0.40	0	0	0	0	0	0	0	0.40
23	THE BOMBAY OIL PVT LTD AAAC1392D	740	0.01	0	0	0	0	0	0	0	0.01
24	KISHORE V MARIWALA AABTK3307M	37	0.00	0	0	0	0	0	0	0	0.00
25	KISHORE V MARIWALA AABTK3308E	37	0.00	0	0	0	0	0	0	0	0.00
26	KISHORE V MARIWALA AABTK3309F	37	0.00	0	0	0	0	0	0	0	0.00
27	KISHORE V MARIWALA AAABTK3310Q	37	0.00	0	0	0	0	0	0	0	0.00
TOTAL		7828924	60.70	0	0.00	0.00	0	0.00	0	0.00	60.70



(I)(c)(i) Statement showing holding of securities (including shares, warrants, convertible securities) of persons belonging to the category "Public" and holding more than 1% of the total number of shares								
Sr. No.	Name of the shareholder	Number of shares held	Shares as a percentage of total number of shares {i.e., Grand Total (A)+(B)+(C) indicated in Statement at para (I)(a) above}	Details of warrants		Details of convertible securities		Total shares (Including underlying shares assuming full conversion of warrants and convertible securities) as a % of diluted share capital
				Number of warrants held	As a % total number of warrants of the same class	Number of convertible securities held	% w.r.t total number of convertible securities of the same class	
1	RELIANCE CAPITAL TRUSTEE CO LTD-A/C RELIANCE CLOSE ENDED EQUITY FUND II SERIES A AAATR0090B	340331	2.64	0	0	0	0	2.64
4	TEJAS B. TRIVED) AANPT5683R	155322	1.20	0	0	0	0	1.20
2	BARING INDIA PRIVATE EQUITY FUND III LISTED INVESTMENTS LIMITED AADCB4636P	147058	1.14	0	0	0	0	1.14
3	M/S NAPEAN TRADING AND INVESTMENT CO PVT LTD AAAAPH2872F	137436	1.07	0	0	0	0	1.07
5	KAMAL SHYAMSUNDER KABRA	133007	1.03	0	0	0	0	1.03
TOTAL		913154	7.08	0.00	0.00	0.00	0.00	7.08

(I)(c)(ii) Statement showing holding of securities (including shares, warrants, convertible securities) of persons (together with PAC) belonging to the category "Public" and holding more than 5% of the total number of shares of the company								
Sr. No.	Name(s) of the shareholder(s) and the Persons Acting in Concert (PAC) with them	Number of shares	Shares as a percentage of total number of shares {i.e., Grand Total (A)+(B)+(C) indicated in Statement at para (I)(a) above}	Details of warrants		Details of convertible securities		Total shares (Including underlying shares assuming full conversion of warrants and convertible securities) as a % of diluted share capital
				Number of warrants	As a % total number of warrants of the same class	Number of convertible securities held	% w.r.t total number of convertible securities of the same class	
	-	0	0.00	0	0.00	0	0.00	0.00
TOTAL		0	0.00	0.00	0.00	0.00	0.00	0.00

(I)(d) Statement showing details of locked-in shares

Sr. No.	Name of the shareholder	Number of locked-in shares	Locked-in shares as a percentage of total number of shares {i.e., Grand Total (A)+(B)+(C) Indicated In Statement at para (I)(a) above}	Promoters/Promoter Group / Public
1	HARSH C MARIWALA WITH KISHORE V MARIWALA FOR AQUARIUS FAMILY TRUST	1467520	11.38	Promoter
2	HARSH C MARIWALA WITH KISHORE V MARIWALA FOR TAURUS FAMILY TRUST	1111900	8.62	Promoter
	TOTAL	2579420	20.00	

(II)(a) Statement showing details of Depository Receipts (DRs)

Sr. No.	Type of outstanding DR (ADRs, GDRs, SDRs, etc.)	Number of outstanding DRs	Number of shares underlying outstanding DRs	Shares underlying outstanding DRs as a percentage of total number of shares {i.e., Grand Total (A)+(B)+(C) indicated in Statement at para (I)(a) above}
	NIL	-	-	-
	TOTAL	0.00	0.00	0.00

(II)(b) Statement showing holding of Depository Receipts (DRs), where underlying shares held by "promoter/promoter group" are in excess of 1% of the total number of shares

Sr. No.	Name of the DR Holder	Type of outstanding DR (ADRs, GDRs, SDRs, etc.)	Number of shares underlying outstanding DRs	Shares underlying outstanding DRs as a percentage of total number of shares {i.e., Grand Total (A)+(B)+(C) indicated in Statement at para (I)(a) above}
	NIL	-	-	-
	TOTAL	0.00	0.00	0.00



A handwritten signature in black ink, consisting of stylized, overlapping loops and lines.

(III)(a) Statement showing the voting pattern of shareholders, if more than one class of shares/securities is issued by the issuer

Category (I)	Category of shareholder (II)	Number of Voting Rights held in each class of securities			Total Voting Right (III + IV + V) (VI)	Total Voting rights i.e. (VI)		
		Class X (III)	Class Y (IV)	Class Z (V)		As a percentage of (A+B) (VII)	As a percentage of (A+B+C) (VIII)	
(A)	Promoter and Promoter Group							
(1)	Indian							
(a)	Individuals/ Hindu Undivided Family	Nil	Nil	Nil	Nil	Nil	Nil	Nil
(b)	Central Government/ State Government(s)	Nil	Nil	Nil	Nil	Nil	Nil	Nil
(c)	Bodies Corporate	Nil	Nil	Nil	Nil	Nil	Nil	Nil
(d)	Financial Institutions/ Banks	Nil	Nil	Nil	Nil	Nil	Nil	Nil
(e)	Any Other (specify)	Nil	Nil	Nil	Nil	Nil	Nil	Nil
	Sub-Total (A)(1)	Nil	Nil	Nil	Nil	Nil	Nil	Nil
(2)	Foreign							
(a)	Individuals (Non-Resident Individuals/ Foreign Individuals)	Nil	Nil	Nil	Nil	Nil	Nil	Nil
(b)	Bodies Corporate	Nil	Nil	Nil	Nil	Nil	Nil	Nil
(c)	Institutions	Nil	Nil	Nil	Nil	Nil	Nil	Nil
(d)	Any Other (specify)	Nil	Nil	Nil	Nil	Nil	Nil	Nil
	Total Shareholding of Promoter and Promoter Group (A)= (A)(1)+(A)(2)	Nil	Nil	Nil	Nil	Nil	Nil	Nil
(B)	Public shareholding							
(1)	Institutions							
(a)	Mutual Funds/ UTI	Nil	Nil	Nil	Nil	Nil	Nil	Nil
(b)	Financial Institutions/ Banks	Nil	Nil	Nil	Nil	Nil	Nil	Nil
(c)	Central Government/ State Government(s)	Nil	Nil	Nil	Nil	Nil	Nil	Nil
(d)	Venture Capital Funds	Nil	Nil	Nil	Nil	Nil	Nil	Nil
(e)	Insurance Companies	Nil	Nil	Nil	Nil	Nil	Nil	Nil
(f)	Foreign Institutional Investors	Nil	Nil	Nil	Nil	Nil	Nil	Nil
(g)	Foreign Venture Capital Investors	Nil	Nil	Nil	Nil	Nil	Nil	Nil
(h)	Any Other (specify)	Nil	Nil	Nil	Nil	Nil	Nil	Nil
	Sub-Total (B)(1)	Nil	Nil	Nil	Nil	Nil	Nil	Nil
(2)	Non-institutions							
(a)	Bodies Corporate	Nil	Nil	Nil	Nil	Nil	Nil	Nil
(b)	Individuals	Nil	Nil	Nil	Nil	Nil	Nil	Nil
	i. Individual shareholders holding nominal share capital up to Rs. 1 lakh.	Nil	Nil	Nil	Nil	Nil	Nil	Nil
	ii. Individual shareholders holding nominal share capital in excess of Rs. 1 lakh.	Nil	Nil	Nil	Nil	Nil	Nil	Nil
(c)	Any Other (specify)	Nil	Nil	Nil	Nil	Nil	Nil	Nil
	Sub-Total (B)(2)	Nil	Nil	Nil	Nil	Nil	Nil	Nil
	TOTAL (A)+(B)	Nil	Nil	Nil	Nil	Nil	Nil	Nil
(C)	Shares held by Custodians and against which Depository Receipts have been issued	Nil	Nil	Nil	Nil	Nil	Nil	Nil
	GRAND TOTAL (A)+(B)+(C)	Nil	Nil	Nil	Nil	Nil	Nil	Nil

